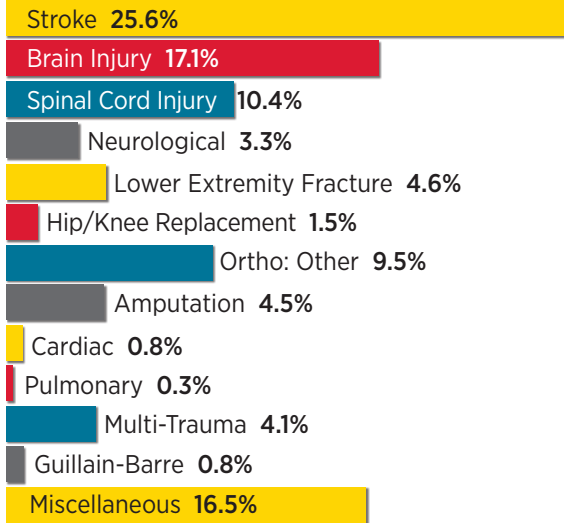
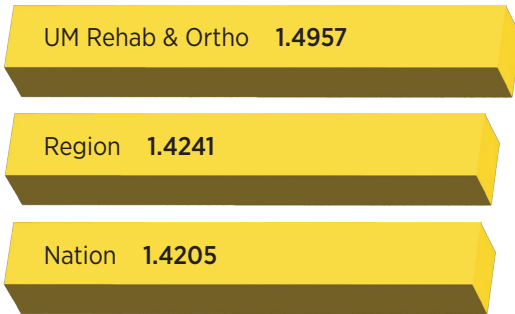


All Rehabilitation Programs | 2023

NUMBER OF PATIENTS: 1158



CASE MIX INDEX (CMI)




Higher number indicates increased medical complexity

AVERAGE LENGTH OF STAY

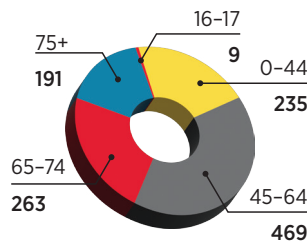


*Region: MD, WV, PA, DE & DC

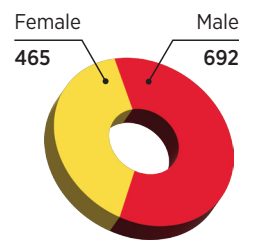
AVERAGE DAYS FROM ONSET



AGE (Average Age: 58.3)

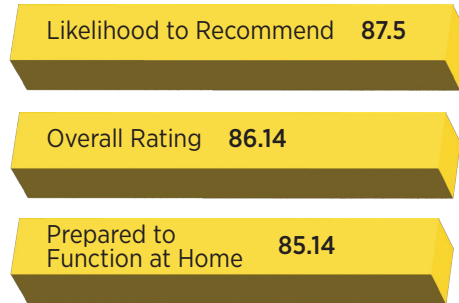


GENDER

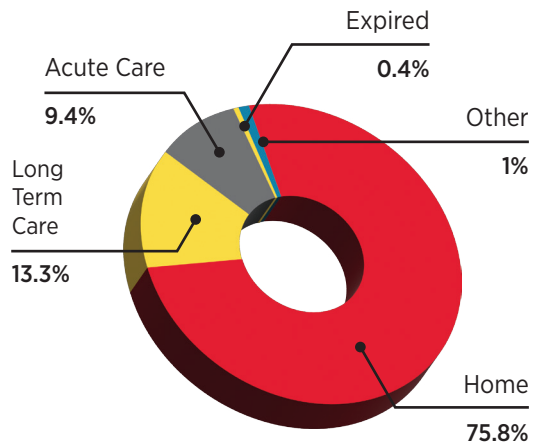


QUALITY & SATISFACTION

(Based on Press Ganey scores (0-100) / UM Rehab & Ortho mean score)



DISCHARGE SETTING



FUNCTIONAL OUTCOMES

Change in Self-Care	UM Rehab & Ortho	14.10
	Expected Ave	13.60
Change in Mobility	UM Rehab & Ortho	33.30
	Expected Ave	32.50
Functional Efficiency <i>(higher number is better)</i>	UM Rehab & Ortho	3.82
	Expected Ave	3.21